

835

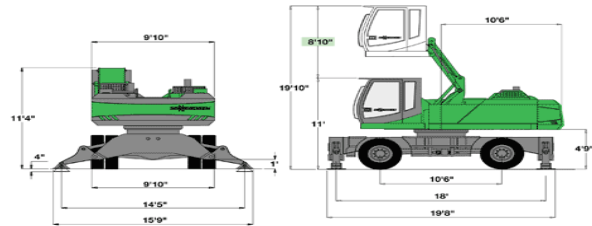
835M series

Engine 264 HP
Working Radius 18.8 Metres
Operating Weight 45,359 Kilos

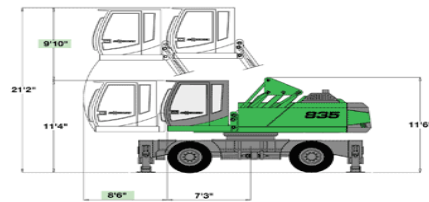


Machine Specifications

- 835 M with 8'10" hydraulic elevating Cab Type C 270

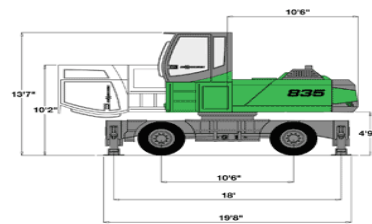


- 835 M with hydraulic elevating and forward moving Cab Type C 300/260



Depending upon tolerances, measurements may vary.

- 835 M with hi-rise cab, standard height 3'3"



Available with optional 5', 6'7" or higher models.
 Hydraulic tilting mechanism for easy transportation is standard on all hi-rise cabs.

