

850

850 R-HD C Series

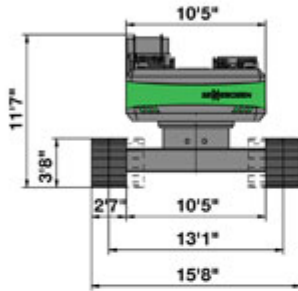
Engine 330 HP
 Working Radius 20.7 Metres
 Operating Weight 71,977 Kilos



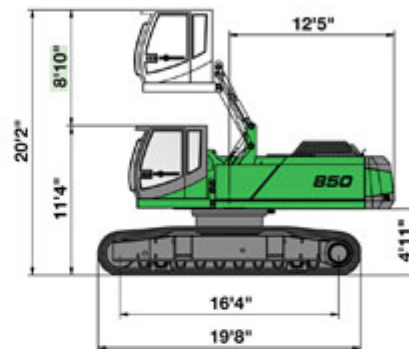
850 R-HD

Machine Specifications

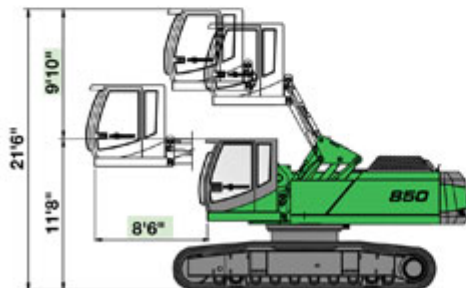
- 850 R-HD with mechanically extendable wide gauge crawler undercarriage R83/400, 8'10" hydraulic elevating Cab Type C 270



Transport width 13'2" with 2'7" track shoes



- 850 R-HD with hydraulically elevating and forward moving Cab Type C 300/260

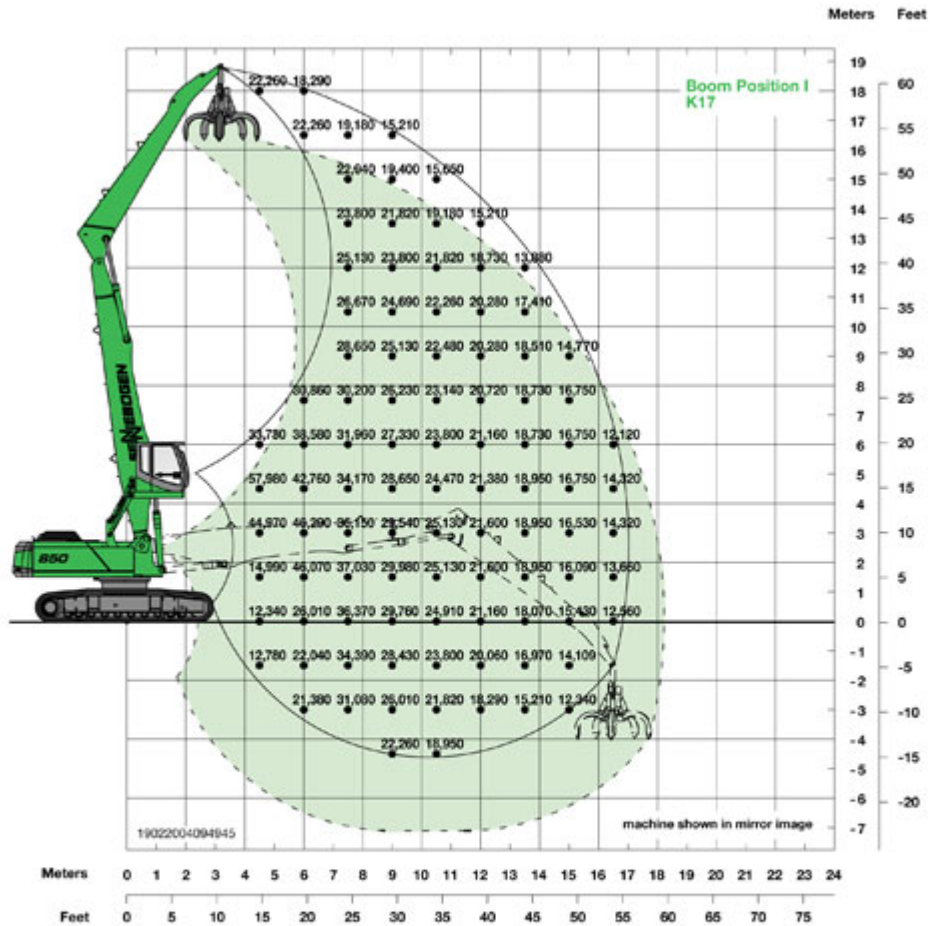


- 850 R-HD with hi-rise cab, standard height 3'3"



Available with optional 5', 6'7" or higher models. Hydraulic tilting mechanism for easy transportation is standard on all hi-rise cabs.


Depending upon tolerances, measurements may vary.


850 R-HD

- Undercarriage: Mechanically extendable wide gauge undercarriage with crawler B7, crawler length 19'8"
- Boom: 32'10"
- Stick: 24'11"
- Boom position: I
- Cab: C 270 hydraulic elevating cab with operator's eye level 19'8"

Load chart

Notes:
 Lift capacities are stated in pounds. Indicated loads are based on ISO 10567 and do not exceed 75% of tipping and 87% of hydraulic capacity. Machine on firm, level supporting surface. Lifting capacities do not include working attachments such as scrap grapples, magnets, etc. Their weights must be deducted from the numbers indicated in the lifting charts.


850 R-HD

- Undercarriage: Mechanically extendable wide gauge undercarriage with crawler B7, crawler length 19'8"
- Boom: 32'10"
- Stick: 24'11"
- Boom position: II
- Cab: C 270 hydraulic elevating cab with operator's eye level 19'8"