



870

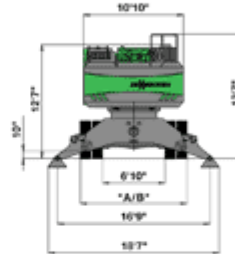
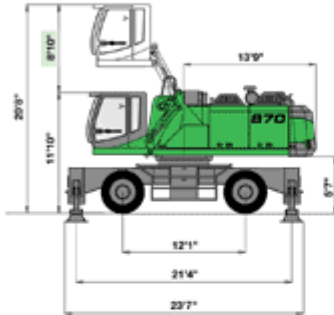
870M C Series

Engine	426 HP
Working Radius	20.7 Metres
Operating Weight	75,181 Kilos

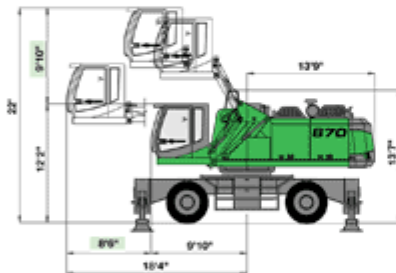


Machine Specifications

- 870 M with 8'10" hydraulic elevating Cab Type C 270



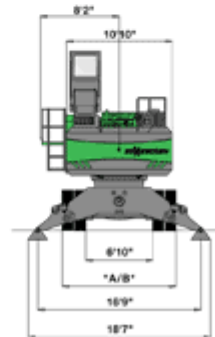
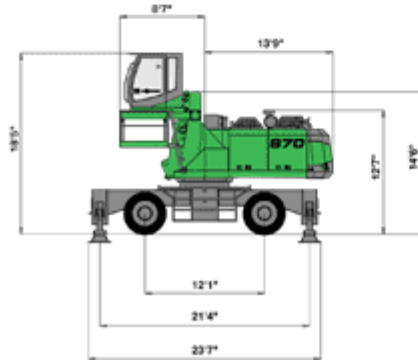
- 870 M with hydraulic elevating and forward moving Cab Type C 300/260



*A –
 Transport width with
 8 tires 14.00-24 - 12'

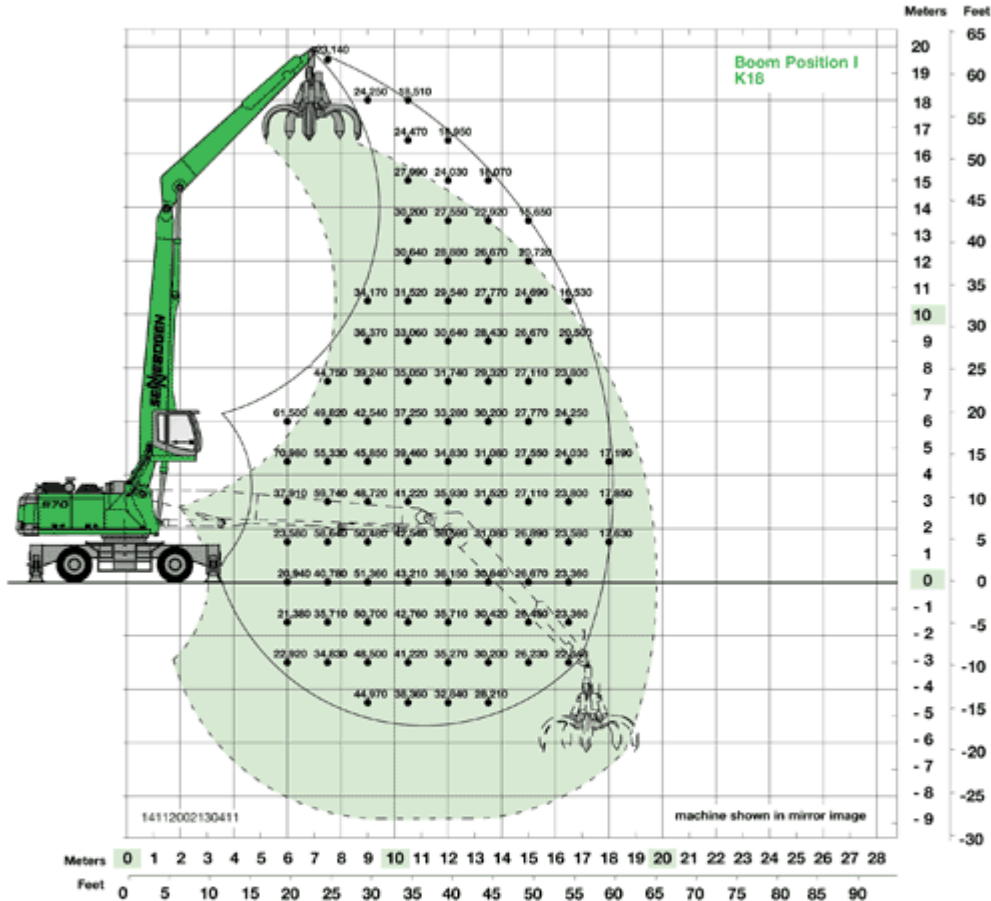
*B –
 Transport width with
 8 tires 16.00-25 - 12'5"

- 870 M with fixed cab height 4'11"



Available with mechanically tiltable optional 6'7" cab.

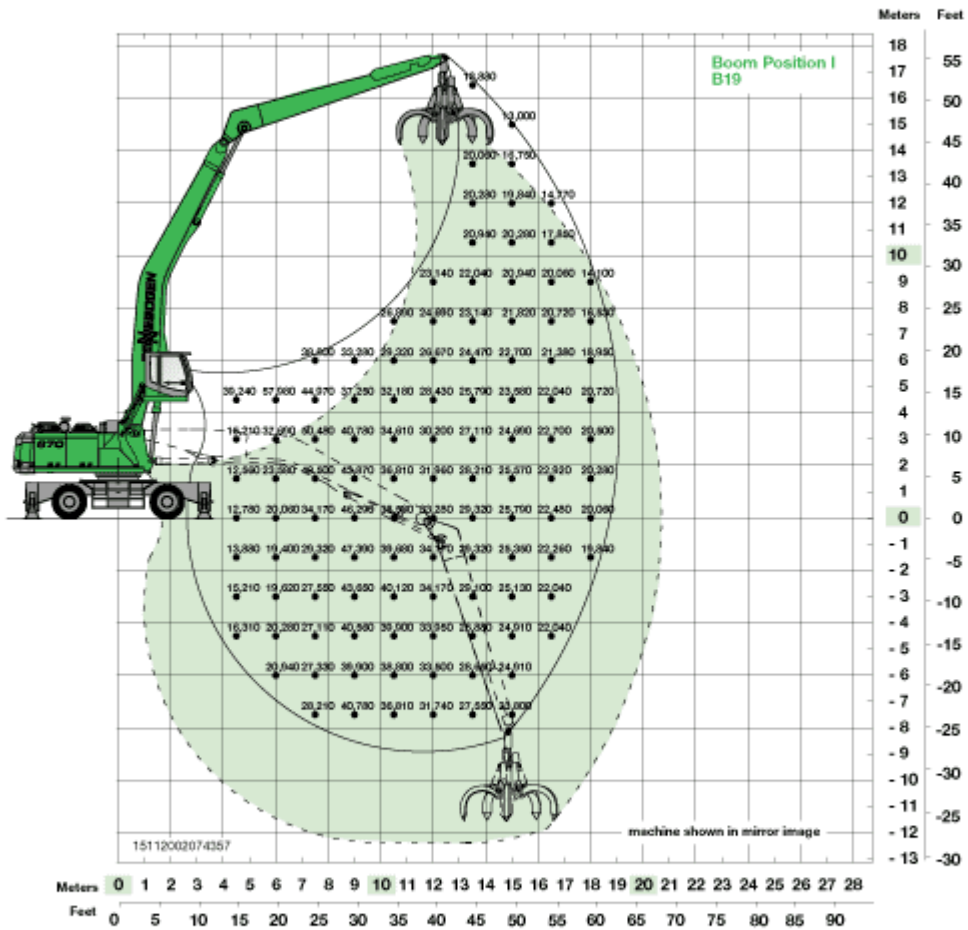
Depending upon tolerances, measurements may vary.


870 M

- Undercarriage: MP70, 4-point outriggers
tires 8 x 14.00-24
- Boom: 34'5"
- Stick: 26'3"
- Boom position: I
- Cab: C 270 hydraulic elevating cab with operator's eye level 20'2"

Load chart

Notes:
 Lift capacities are stated in pounds. Indicated loads are based on ISO 10067 and do not exceed 75% of tipping and 87% of hydraulic capacity. Machine on firm, level supporting surface. Loads valid for 360° on outriggers supported.
 Lifting capacities do not include working attachments such as scrap grapples, magnets, etc. Their weights must be deducted from the numbers indicated in the lifting charts.


870 M

- Undercarriage: MP70, 4-point outriggers
tires 8 x 14.00-24
- Boom: 37'9" banana type
- Stick: 29'6"
- Boom position: I
- Cab: C 270 hydraulic elevating cab with operator's eye level 20'2"